

## Aon Managed Retirement Pathway to Annuity 2025-2027

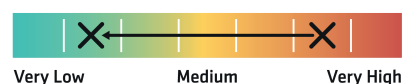
### Defined contributions

#### Fund information

Issuing company	Aegon/Scottish Equitable plc
Inception date	26 Jun 2019
Benchmark	Composite for AON TDF Annuity 2025-27
Entry Fees	No
Exit Fees	No
Performance Fee	No
Additional Expenses	0.01%
Fund size	£1,741.45m
Fund type	Pension
ISIN	GB00BJDCM101
SEDOL	BJDCM10
Domicile	United Kingdom
Use of Income	Accumulation
Base Currency	GBP

Additional expenses within the Aon Managed Retirement Pathway to Annuity Funds vary as the fund approaches its maturity date and the mix of underlying investments changes. An estimate of the maximum additional expenses incurred in any one year is 0.01%. An annual management charge will also be incurred in addition to the additional expenses shown.

#### Relative Risk Profile



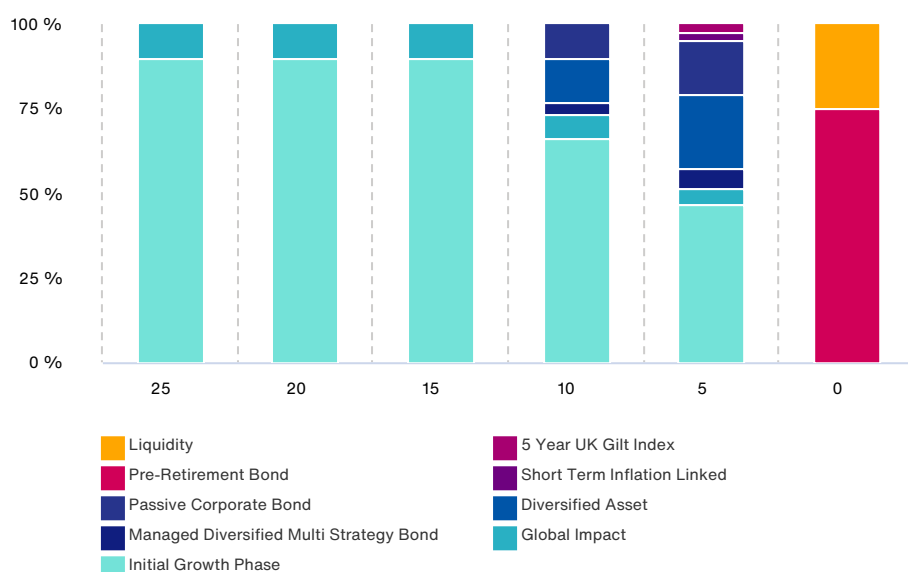
Each Aon Managed Retirement Pathway to Annuity fund automatically changes its investment mix over time from higher-risk to lower-risk investments and therefore the risk rating of each fund will vary over time from 6 (High) at the beginning of the investment cycle to 2 (Low) at the maturity date of the fund.

These risk ratings are only applicable to funds available via TargetPlan. Other risk ratings apply across the rest of our fund range and they, or ratings from other providers, are not comparable. Be aware that even lower risk investments can fall in value.

#### Fund objective

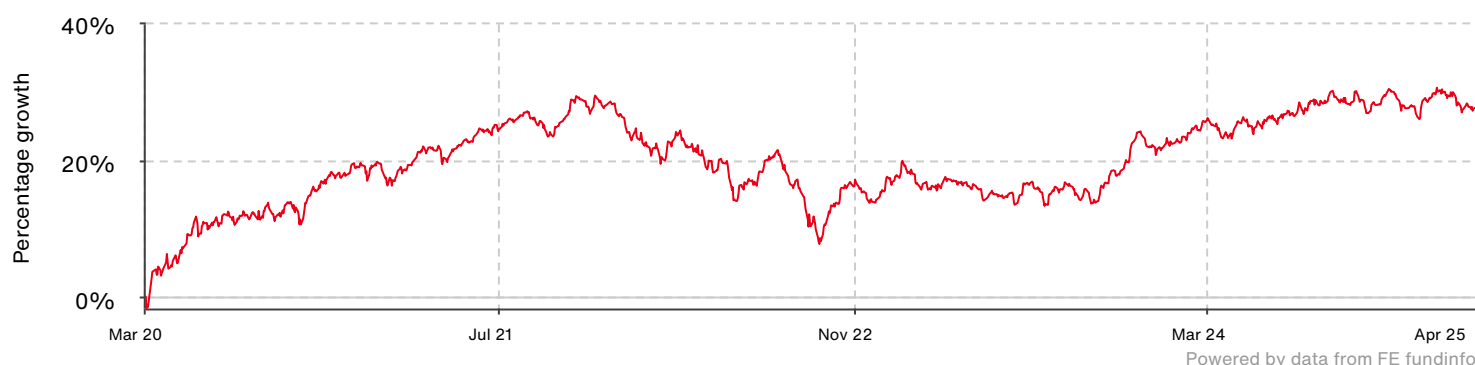
The Funds are part of a series of dynamic investment strategies. This Fund is intended for use by investors planning to purchase a level annuity and take the maximum tax-free cash at retirement. The Aon Managed Retirement Pathway to Annuity Funds will provide members of a company's pension scheme (investors) with a choice to invest in a single fund, from entry, through to retirement. Each Fund will automatically adjust its investment strategy as it progresses towards a target date, normally the mid-point of each of the Funds (which is assumed to be the retirement date of the members). The Funds will invest in a portfolio of assets which can include actively and passively managed funds.

This chart shows how an investor's investment mix will change gradually as they get nearer retirement. For some funds, the investment mix continues to change after retirement - where this applies, this is shown in columns after year zero.



# Aon Managed Retirement Pathway to Annuity 2025-2027

## Fund performance



	3 Months	YTD	1yr	3yrs	5yrs
Fund	-0.2%	-0.2%	1.2%	1.1%	5.0%
	Mar 20 to Mar 21	Mar 21 to Mar 22	Mar 22 to Mar 23	Mar 23 to Mar 24	Mar 24 to Mar 25
Fund	19.3%	3.7%	-5.4%	8.0%	1.2%

Past performance is not a reliable guide to future performance. The value of investments and the income from them can fluctuate and are not guaranteed. Investors may not get back the full amount invested.

Source FE fundinfo. Performance shown is gross of the annual management charge but is net of additional expenses (if any) incurred within the fund. The annual management charge will reduce the performance figures shown. Performance for periods over a year is annualised (% per year).

## Performance Commentary

Over the three-month period to 31 March 2025 the Fund returned -0.2%, against a backdrop of negative equity and mixed bond market returns.

Global equity markets fell over the quarter, primarily driven by US equities. A flurry of tariff announcements by US President Donald Trump created significant market uncertainty and led to falls in US equities. The US dollar depreciated against the pound, resulting in lower returns in sterling terms. Returns across other markets were mixed; both UK and European markets rose over the quarter, while Japanese markets fell.

Government bonds rose in value over the quarter. Positive returns from regular income offset rising bond yields. The Bank of England cut interest rates by 0.25% p.a. to 4.5% p.a., while the Federal Reserve maintained interest rates over the quarter between a range of 4.25% to 4.50% p.a. Meanwhile, the European Central Bank also cut its interest rate twice over the quarter by 0.25% p.a. each, to 2.50% p.a.

Investment-grade corporate bonds also increased in value over the quarter. The return from regular income more than offset an increase in credit spreads (the difference between government and corporate bond yields).

As the Fund approaches its target date, assets are switched into the Aon Managed Pre-Retirement Bond Fund and Aon Managed Liquidity Fund, which both contribute an increasing proportion to the overall Fund returns.

During the quarter, the constituent Aon Managed Funds delivered mixed returns. The Aon Managed Initial Growth Phase Fund (90% equities and 10% property and infrastructure) returned -2.4%, outperforming its benchmark as equity markets fell. The allocation to emerging Market equities was the best performing strategy, while listed infrastructure and UK property also provided positive returns. The multi-factor equity strategy was broadly flat and significantly outperformed the benchmark due to its underweight to technology, particularly, large cap technology stocks. The Aon Managed Global Impact Fund (100% equities) returned -5.0%, reflecting falling equity markets, although performance was partly offset by an underweight allocation to technology which fell sharply.

The Aon Managed Diversified Asset Fund returned 1.7%. Gains from its allocations to emerging market and multi-factor equities, absolute return bonds, asset-backed securities, gold and cash more than offset exposure to climate transition equities, which fell in value. The Aon Managed Diversified Multi-Strategy Bond Fund returned 1.6%, with the allocations to asset-backed securities and absolute return bonds performing particularly well.

The Aon Managed Up to 5 Year Gilt Index Fund and the Aon Managed Short Term Inflation Linked Fund returned 1.4% and 1.2% respectively, as short maturity government bonds rose in value.

The Aon Managed Pre-Retirement Bond Fund returned -0.5% over the quarter. This strategy is invested in a mixture of government and corporate bonds, designed to move broadly in line with changes in the price of buying a level annuity. Performance reflected negative returns from longer maturity government bonds, which were partly offset by positive returns from shorter maturity government and corporate bonds.

The Aon Managed Liquidity Fund returned 1.1%, reflecting the current level of interest rates.

Contact Us: [PBocomQueries@aegon.co.uk](mailto:PBocomQueries@aegon.co.uk)

# Aon Managed Retirement Pathway to Annuity 2025-2027

## Fund Split as at 31 Mar 2025

AM PRE-RETIREMENT BOND O Prvt	54.8%
AM LIQUIDITY O Prvt	18.2%
AM INITIAL GROWTH O Prvt	11.1%
AM DIVERSIFIED ASSET O Prvt	6.1%
AM PASSIVE CORPORATE BOND O Prvt	4.4%
AM DIVERSIFIED MULTISTRAT BOND O Prvt	1.7%
AM GLOBAL IMPACT O	1.2%
AM SHORT TERM INFLATION O Prvt	1.1%
AM UP TO 5 YR UK GILT IDX AH Prvt	1.1%
GBP CASH(Committed)	0.4%
Total	100.1%

Source of fund breakdown and holdings: Fund mgmt group

This Fund is 1 year away from its target date and its investment mix at the end of the quarter is provided in the chart above.

Differences in performance reporting between fund and benchmark may arise due to the impact of timing, charges, cashflows, and the pricing basis of the underlying fund. Fund returns are calculated on a total return basis with dividends reinvested.

The value of your plan depends directly on a number of things, including the level of your pensions savings, charges, investment returns and the annuity rates available to buy your pension income when you decide to take your benefits. Levels and basis of, and reliefs from, taxation can also change. Any money that you invest in the plan is tied up until you take your retirement benefits. You cannot normally take the benefits until at least the age of 55.

The value of investments can fluctuate. Fluctuations may be particularly marked in the case of a higher volatility fund and the value of an investment may fall suddenly and substantially. Changes in exchange rates will affect the value of overseas investments. Emerging market investments are often associated with greater investment risk. Two main risks related to fixed income investing are interest rate risk and credit risk. Typically, when interest rates rise, there is a corresponding decline in the market value of bonds. Credit risk refers to the possibility that the issuer of the bond will not be able to repay the principal and make interest payments.

Aon Investments Limited (AIL) has been appointed as the investment manager of this fund. AIL is authorised and regulated by the Financial Conduct Authority. Aon Investments Limited, The Aon Centre, The Leadenhall Building, 122 Leadenhall Street, London EC3V 4AN. Registered in England No: 5913159

Regulatory information - This document has been issued by Scottish Equitable plc. The Fund described in this document is available only to trustees and members of pension schemes registered under Part IV of the Finance Act 2004 via an insurance policy which would be issued either by Scottish Equitable plc, or by another insurer of such business. Aegon is a brand name of Scottish Equitable plc. Scottish Equitable plc, registered office: Edinburgh Park, Edinburgh EH12 9SE. Registered in Scotland (No. SC144517). Authorised by the Prudential Regulation Authority and regulated by the Financial Conduct Authority and the Prudential Regulation Authority. Financial Services Register number 165548. © 2025 Aegon UK plc

Risk Warnings - The information contained herein has been taken from trade and other sources which we deem reliable. We do not represent that such information is accurate or complete and it should not be relied upon as such. Any opinions expressed herein reflect our current judgement and may be subject to change. This document is intended for information purposes only and does not constitute investment advice or a solicitation of an offer to buy a policy or to invest it in the Fund described herein. Investment in the policy, or the Fund described in this document may not be suitable for all investors. It is recommended that you obtain independent advice prior to investing. Any objective or target will be treated as a target only and should not be considered as an assurance or guarantee of performance of the Fund or any part of it. The Fund objectives and policies include a guide to the main investments to which the Fund is likely to be exposed. The Fund is not necessarily restricted to holding these investments only. Subject to the Fund's objectives, the Fund may hold any investment and utilise any investment techniques, including the use of external insurance funds, securities lending and derivatives, permitted under the FCA's Conduct of Business Sourcebook. © Scottish Equitable plc. All rights reserved.

Source: Scottish Equitable plc.