

Aegon HSBC Islamic Global Equity Index (BLK)

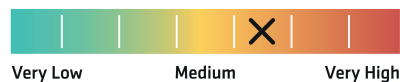
Defined Contributions

Fund information

Issuing company	Aegon/Scottish Equitable plc
Inception date	31 Jan 2006
Benchmark	Dow Jones Islamic Market Titans 100 GBP 2
Additional Expenses	0.00%
Entry Fees	No
Exit Fees	No
Performance Fee	No
Aegon fund size	£255.98m
Fund type	Pension
ISIN	GB00B0RXV195
SEDOL	B0RXV19
Domicile	United Kingdom
Use of Income	Accumulation
Base Currency	GBP

Prior to 28th February 2018, the name of this fund was BlackRock HSBC Amanah Pension Fund (now Aegon HSBC Islamic Global Equity Index (BLK)). The name change was a consequence of a branding change by HSBC, who manage the underlying fund in which this fund invests. The fund objective, risk exposure and benchmark remain unchanged.

Relative Risk Profile



These risk ratings are only applicable to funds available via TargetPlan. Other risk ratings apply across the rest of our fund range and they, or ratings from other providers, are not comparable. Be aware that even lower risk investments can fall in value.

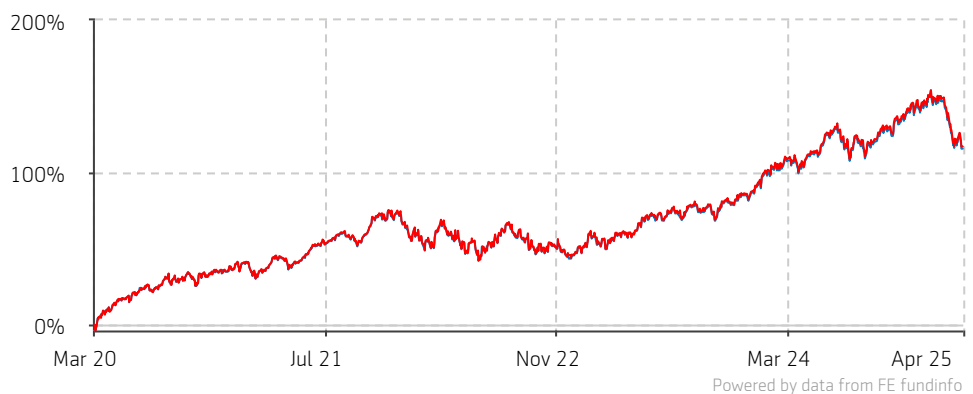
Fund objective

This fund aims to achieve long-term capital growth by investing in the shares of the largest 100 companies engaged in Sharia-compliant activities around the world. The fund aims to track the performance of the Dow Jones Islamic Titans 100 Index by investing in the companies that make up that index, in the same proportions.

Fund performance

The following graph and tables show the performance of the fund over various time periods compared to the fund's benchmark (if there is one). All performance information is as at 31 Mar 2025 unless otherwise stated.

In the graph, performance is shown since launch if the fund is less than five years old.



- Aegon HSBC Islamic Global Equity Index (BLK) Pn
- Dow Jones Islamic Market Titans 100 GBP 2

	3 Months	YTD	1yr	3yrs	5yrs
Fund	-9.9%	-9.9%	3.7%	9.4%	16.6%
Benchmark	-9.8%	-9.8%	3.7%	9.5%	16.8%

	Mar 20 to Mar 21	Mar 21 to Mar 22	Mar 22 to Mar 23	Mar 23 to Mar 24	Mar 24 to Mar 25
Fund	37.3%	20.0%	-2.8%	30.0%	3.7%
Benchmark	37.6%	20.1%	-2.9%	30.4%	3.7%

Source: FE fundinfo. The performance information has been calculated in pounds on a bid to bid basis with gross income reinvested. Performance for periods over a year is annualised (% per year). Past performance is not a reliable guide to future performance. The value of an investment can fall as well as rise and is not guaranteed. Investors could get back less than they invested.

Performance shown is gross of the annual management charge but is net of additional expenses (if any) incurred within the fund. Expenses can include costs paid by Aegon to third parties. The annual management charge will reduce the performance figures shown. Source: Scottish Equitable plc.

Aegon HSBC Islamic Global Equity Index (BLK)

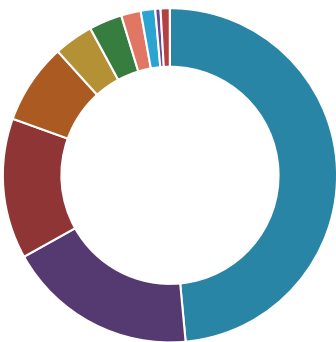
Underlying fund

Fund mgmt group	HSBC Islamic Funds
Fund name	Global Equity Index
Launch date	17 Apr 2000
Fund size	\$2,075.47m as at 31 Mar 2025
SEDOL	BMVDH00
ISIN	LU2092164776
Crown rating	N/A

Fund manager information

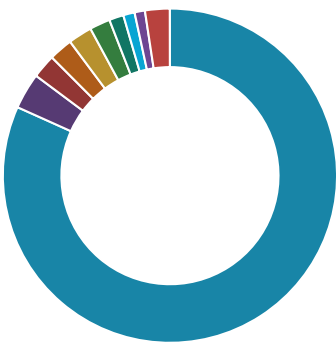
Fund manager	HSBC Index and Systematic Eq. Portfolio Mgmt. Team
Start date	30 Jun 2016

Sector breakdown as at 31 Jan 2025



Technology	48.5%
Consumer Discretionary	18.4%
Health Care	13.6%
Industrials	7.8%
Consumer Staples	3.8%
Energy	3.2%
Basic Materials	1.9%
Telecommunications	1.4%
Financials	0.5%
Other	0.9%
Total	100.0%

Geographic breakdown as at 28 Feb 2025



United States	81.8%
Other Locations	3.5%
Switzerland	2.3%
Japan	2.3%
United Kingdom	2.3%
Mainland China	2.0%
France	1.4%
Taiwan	1.1%
Australia	1.0%
Other	2.4%
Total	100.1%

Top 10 Holdings as at 28 Feb 2025

Apple Inc	8.34%
NVIDIA Corp	7.62%
Microsoft Corp	7.52%
Amazon.com Inc	6.57%
Alphabet Inc	6.00%
Meta Platforms Inc	4.82%
Broadcom Inc	3.08%
Tesla Inc	2.70%
Eli Lilly & Co	2.40%
Visa Inc	2.08%
Total	51.13%

Aegon HSBC Islamic Global Equity Index (BLK)

Differences in performance reporting between fund and benchmark may arise due to the impact of timing, charges, cashflows, and the pricing basis of the underlying fund. Fund returns are calculated on a total return basis with dividends reinvested.

The value of your plan depends directly on a number of things, including the level of your pensions savings, charges, investment returns and the annuity rates available to buy your pension income when you decide to take your benefits. Levels and basis of, and reliefs from, taxation can also change. Any money that you invest in the plan is tied up until you take your retirement benefits. You cannot normally take the benefits until at least the age of 55.

The value of investments can fluctuate. Fluctuations may be particularly marked in the case of a higher volatility fund and the value of an investment may fall suddenly and substantially. Changes in exchange rates will affect the value of overseas investments. Emerging market investments are often associated with greater investment risk. Two main risks related to fixed income investing are interest rate risk and credit risk. Typically, when interest rates rise, there is a corresponding decline in the market value of bonds. Credit risk refers to the possibility that the issuer of the bond will not be able to repay the principal and make interest payments.

If the name of the Fund includes BlackRock, BlackRock may be abbreviated to BLK on some materials such as Annual Benefit Statements.

Regulatory information - This document has been issued by Scottish Equitable plc. The Fund described in this document is available only to trustees and members of pension schemes registered under Part IV of the Finance Act 2004 via an insurance policy which would be issued either by Scottish Equitable plc, or by another insurer of such business. Aegon is a brand name of Scottish Equitable plc. Scottish Equitable plc, registered office: Edinburgh Park, Edinburgh EH12 9SE. Registered in Scotland (No. SC144517). Authorised by the Prudential Regulation Authority and regulated by the Financial Conduct Authority and the Prudential Regulation Authority. Financial Services Register number 165548. © 2025 Aegon UK plc

Risk Warnings - The information contained herein has been taken from trade and other sources which we deem reliable. We do not represent that such information is accurate or complete and it should not be relied upon as such. Any opinions expressed herein reflect our current judgement and may be subject to change. This document is intended for information purposes only and does not constitute investment advice or a solicitation of an offer to buy a policy or to invest in the Fund described herein. Investment in the policy, or the Fund described in this document may not be suitable for all investors. It is recommended that you obtain independent advice prior to investing. Any objective or target will be treated as a target only and should not be considered as an assurance or guarantee of performance of the Fund or any part of it. The Fund objectives and policies include a guide to the main investments to which the Fund is likely to be exposed. The Fund is not necessarily restricted to holding these investments only. Subject to the Fund's objectives, the Fund may hold any investment and utilise any investment techniques, including the use of external insurance funds, securities lending and derivatives, permitted under the FCA's Conduct of Business Sourcebook. © Scottish Equitable plc. All rights reserved.

Source: Scottish Equitable plc.



Contact Us: PBOCOMQueries@aegon.co.uk.

Aegon is a brand name of Scottish Equitable plc. Scottish Equitable plc, registered office: Edinburgh Park, Edinburgh EH12 9SE. Registered in Scotland (No. SC144517). Authorised by the Prudential Regulation Authority and regulated by the Financial Conduct Authority and the Prudential Regulation Authority. Financial Services Register number 165548. © 2025 Aegon UK plc