

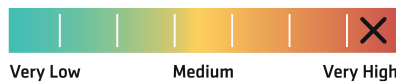
Aegon Russell Investments Emerging Markets Equity (RC)

Defined Contributions

Fund information

Issuing company	Aegon/Scottish Equitable plc
Inception date	29 Jan 2025
Benchmark	MSCI Emerging Markets Index TR
Additional Expenses	0.13%
Entry Fees	No
Exit Fees	No
Performance Fee	No
Aegon fund size	£2.20m
Fund type	Pension
ISIN	GB00BT955X62
SEDOL	BT955X6
Domicile	United Kingdom
Use of Income	Accumulation
Base Currency	GBP

Relative Risk Profile



These risk ratings are only applicable to funds available via TargetPlan. Other risk ratings apply across the rest of our fund range and they, or ratings from other providers, are not comparable. Be aware that even lower risk investments can fall in value.

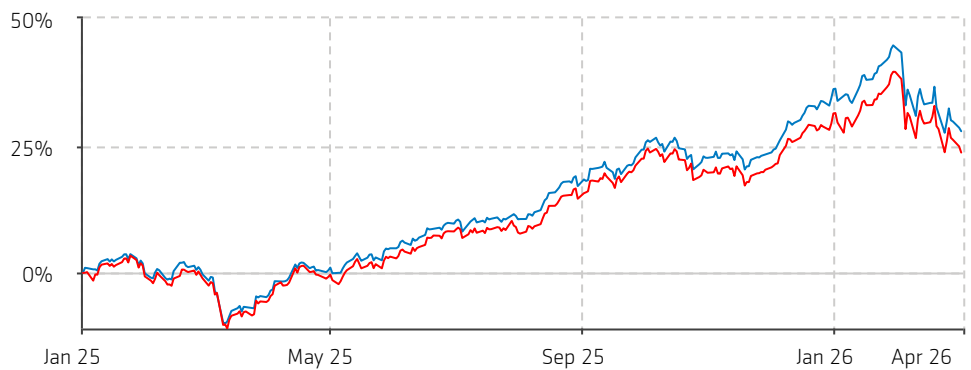
Fund objective

The fund aims to achieve long-term growth by investing in the equities (shares) of companies in emerging markets (developing countries), or companies that carry out a majority of their business in emerging markets. The fund is actively managed and seeks to outperform its benchmark by 2% over the medium to long term.

Fund performance

The following graph and tables show the performance of the fund over various time periods compared to the fund's benchmark (if there is one). All performance information is as at 31 Mar 2026 unless otherwise stated.

In the graph, performance is shown since launch if the fund is less than five years old.



■ Aegon Russell Investments Emerging Markets Equity (RC) Pn
■ MSCI Emerging Markets

	3 Months	YTD	1yr	3yrs	5yrs
Fund	2.8%	2.8%	29.8%	-	-
Benchmark	1.8%	1.8%	26.8%	-	-


	Mar 21 to Mar 22	Mar 22 to Mar 23	Mar 23 to Mar 24	Mar 24 to Mar 25	Mar 25 to Mar 26
Fund	-	-	-	-	29.8%
Benchmark	-	-	-	-	26.8%

Source: FE fundinfo. The performance information has been calculated in pounds on a bid-to-bid basis and is net of charges with gross income reinvested. Performance for periods over a year is annualised (% per year). Past performance is not a reliable guide to future performance. The value of an investment can fall as well as rise and is not guaranteed. Investors could get back less than they invested.

Performance shown is gross of the annual management charge but is net of additional expenses (if any) incurred within the fund. Expenses can include costs paid by Aegon to third parties. The annual management charge will reduce the performance figures shown. Source: Scottish Equitable plc.

Aegon Russell Investments Emerging Markets Equity (RC)

Underlying fund

Fund mgmt group	Russell Investments
Fund name	Emerging Markets Equity
Launch date	20 Dec 1994
Fund size	\$842.79m as at 31 Mar 2026
SEDOL	3232231
ISIN	IE0032322319
Crown rating	

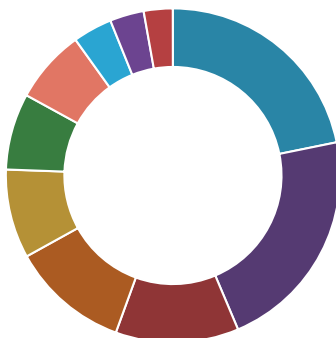
Fund manager information



Fund manager	Kathrine Husvaeg
Start date	01 Apr 2014

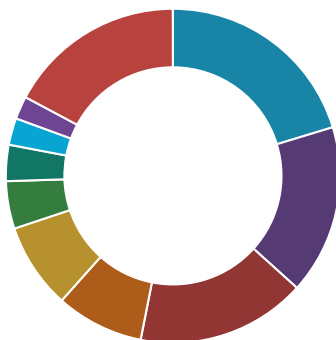
Kathrine Husvaeg is a Senior Portfolio Manager on Russell Investments' Emerging Markets Equity Team, based in London. Kathrine was appointed portfolio manager in May 2014 and manages a number of Russell's emerging markets equity funds. In this capacity she has responsibility for delivering on the funds' risk and return objectives. Kathrine was previously head of the Emerging Markets research team, leading Russell's research and evaluation of emerging markets managers globally. In this role, she was responsible for identifying managers that will achieve superior investment performance over time. Since joining Russell in August 2004, Kathrine has focused on Asian and Emerging markets manager research and spent 5 years in Singapore as a senior research analyst prior to returning to London in 2012. Prior to joining Russell, Kathrine was with Standard & Poor's Fund Research, from September 2000 to August 2004. Initially, she was responsible for the quantitative screening and monitoring of the firm's mutual fund universes, before moving to do analysis and assessment of mutual funds as part of Standard & Poor's Fund Management Ratings service in 2001. He completed Bachelor Business Studies, University of Stirling, M.Sc., Investment Analysis, University of Stirling & Associate of the Society of Investment Professionals.

Sector breakdown as at 31 Mar 2026



Technology	21.8%
Financials	21.8%
Communications	11.9%
Industrials	11.4%
Cyclical Consumer Goods	8.6%
Basic Materials	7.4%
Non-Cyclical Consumer Goods	7.1%
Energy	3.8%
Irish Equities	3.3%
Other	2.8%
Total	99.9%

Geographic breakdown as at 31 Mar 2026



China	20.3%
Korea	16.4%
Taiwan	16.4%
India	8.5%
Brazil	8.3%
Hong Kong	4.6%
Ireland	3.5%
South Africa	2.6%
Thailand	2.2%
Other	17.2%
Total	100.0%

Top 10 Holdings as at 31 Mar 2026

TAIWAN SEMICONDUCTOR MANUFAC	8.3%
SAMSUNG ELECTRONICS CO LTD	4.5%
RIC III plc US Dollar Cash Fund II	3.3%
TENCENT HOLDINGS LTD	3.1%
SK HYNIX INC	3.1%
ALIBABA GROUP HOLDING LTD	1.9%
DELTA ELECTRONICS INC	1.3%
US DOLLAR	1.0%
BHARTI AIRTEL LTD	0.9%
KB FINANCIAL GROUP INC	0.8%
Total	28.2%

Source of fund breakdown and holdings: Fund mgmt group

Aegon Russell Investments Emerging Markets Equity (RC)

Differences in performance reporting between fund and benchmark may arise due to the impact of timing, charges, cashflows, and the pricing basis of the underlying fund. Fund returns are calculated on a total return basis with dividends reinvested.

The value of your plan depends directly on a number of things, including the level of your pensions savings, charges, investment returns and the annuity rates available to buy your pension income when you decide to take your benefits. Levels and basis of, and reliefs from, taxation can also change. Any money that you invest in the plan is tied up until you take your retirement benefits. You cannot normally take the benefits until at least the age of 55.

The value of investments can fluctuate. Fluctuations may be particularly marked in the case of a higher volatility fund and the value of an investment may fall suddenly and substantially. Changes in exchange rates will affect the value of overseas investments. Emerging market investments are often associated with greater investment risk. Two main risks related to fixed income investing are interest rate risk and credit risk. Typically, when interest rates rise, there is a corresponding decline in the market value of bonds. Credit risk refers to the possibility that the issuer of the bond will not be able to repay the principal and make interest payments.

If the name of the Fund includes BlackRock, BlackRock may be abbreviated to BLK on some materials such as Annual Benefit Statements.

Regulatory information - This document has been issued by Scottish Equitable plc. The Fund described in this document is available only to trustees and members of pension schemes registered under Part IV of the Finance Act 2004 via an insurance policy which would be issued either by Scottish Equitable plc, or by another insurer of such business. Aegon is a brand name of Scottish Equitable plc. Scottish Equitable plc, registered office: Edinburgh Park, Edinburgh EH12 9SE. Registered in Scotland (No. SC144517). Authorised by the Prudential Regulation Authority and regulated by the Financial Conduct Authority and the Prudential Regulation Authority. Financial Services Register number 165548. © 2026 Aegon UK plc

Risk Warnings - The information contained herein has been taken from trade and other sources which we deem reliable. We do not represent that such information is accurate or complete and it should not be relied upon as such. Any opinions expressed herein reflect our current judgement and may be subject to change. This document is intended for information purposes only and does not constitute investment advice or a solicitation of an offer to buy a policy or to invest in the Fund described herein. Investment in the policy, or the Fund described in this document may not be suitable for all investors. It is recommended that you obtain independent advice prior to investing. Any objective or target will be treated as a target only and should not be considered as an assurance or guarantee of performance of the Fund or any part of it. The Fund objectives and policies include a guide to the main investments to which the Fund is likely to be exposed. The Fund is not necessarily restricted to holding these investments only. Subject to the Fund's objectives, the Fund may hold any investment and utilise any investment techniques, including the use of external insurance funds, securities lending and derivatives, permitted under the FCA's Conduct of Business Sourcebook. © Scottish Equitable plc. All rights reserved.

Source: Scottish Equitable plc.



Contact Us: PBOCOMQueries@aegon.co.uk.

Aegon is a brand name of Scottish Equitable plc. Scottish Equitable plc, registered office: Edinburgh Park, Edinburgh EH12 9SE. Registered in Scotland (No. SC144517). Authorised by the Prudential Regulation Authority and regulated by the Financial Conduct Authority and the Prudential Regulation Authority. Financial Services Register number 165548. © 2026 Aegon UK plc