

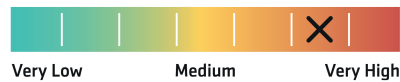
# Aegon BlackRock ACS World (ex-UK) Equity Index (BLK)

## Defined Contributions

### Fund information

|                     |   |
|---------------------|---|
| Issuing company     | Aegon/Scottish Equitable plc                    |
| Inception date      | 23 May 2018                                     |
| Benchmark           | FTSE Developed ex United Kingdom Net of Tax GBP |
| Additional Expenses | 0.02%   |
| Entry Fees          | No  |
| Exit Fees           | No  |
| Performance Fee     | No  |
| Aegon fund size     | £16.94m   |
| Fund type           | Pension   |
| ISIN                | GB00BFK3JF13                                    |
| SEDOL               | BFK3JF1   |
| Domicile            | United Kingdom                                  |
| Use of Income       | Accumulation                                    |
| Base Currency       | GBP   |

### Relative Risk Profile



These risk ratings are only applicable to funds available via TargetPlan. Other risk ratings apply across the rest of our fund range and they, or ratings from other providers, are not comparable. Be aware that even lower risk investments can fall in value.

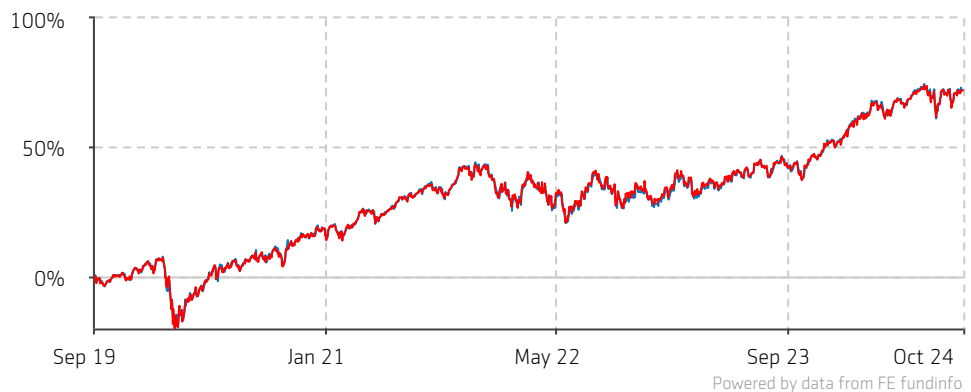
### Fund objective

This fund invests in the shares of overseas companies, according to market capitalisation weightings. Within each of those markets, the fund aims to generate returns consistent with those of each country's primary share market. This fund aims to achieve a return in line with the FTSE All-World Developed ex-UK Index.

### Fund performance

The following graph and tables show the performance of the fund over various time periods compared to the fund's benchmark (if there is one). All performance information is as at 30 Sep 2024 unless otherwise stated.

In the graph, performance is shown since launch if the fund is less than five years old.



■ Aegon BlackRock ACS World (ex-UK) Equity Index (BLK) Pn  
 ■ FTSE Developed ex United Kingdom Net of Tax GBP

|           | 3 Months         | YTD              | 1yr              | 3yrs             | 5yrs             |
|-----------|------------------|------------------|------------------|------------------|------------------|
| Fund      | -0.3%            | 12.5%            | 21.1%            | 8.8%             | 11.5%            |
| Benchmark | 0.2%             | 13.0%            | 20.8%            | 9.2%             | 11.5%            |
|           | Sep 19 to Sep 20 | Sep 20 to Sep 21 | Sep 21 to Sep 22 | Sep 22 to Sep 23 | Sep 23 to Sep 24 |
| Fund      | 7.4%             | 24.5%            | -3.5%            | 10.1%            | 21.1%            |
| Benchmark | 6.9%             | 23.4%            | -3.5%            | 11.8%            | 20.8%            |

Source: FE fundinfo. The performance information has been calculated in pounds on a bid to bid basis with gross income reinvested. Performance for periods over a year is annualised (% per year). Past performance is not a reliable guide to future performance. The value of an investment can fall as well as rise and is not guaranteed. Investors could get back less than they invested.

Performance shown is gross of the annual management charge but is net of additional expenses (if any) incurred within the fund. Expenses can include costs paid by Aegon to third parties. The annual management charge will reduce the performance figures shown. Source: Scottish Equitable plc.

# Aegon BlackRock ACS World (ex-UK) Equity Index (BLK)

## Underlying fund

|                 |                                |
|-----------------|--------------------------------|
| Fund mgmt group | BlackRock                      |
| Fund name       | ACS World ex UK Equity Tracker |
| Launch date     | 24 Apr 2017                    |
| Fund size       | £8,547.35m as at 30 Sep 2024   |
| SEDOL           | BYV1TY6                        |
| ISIN            | GB00BYV1TY67                   |
| Crown rating    | N/A                            |

## Fund manager information



|              |              |
|--------------|--------------|
| Fund manager | Kieran Doyle |
| Start date   | 24 Apr 2017  |

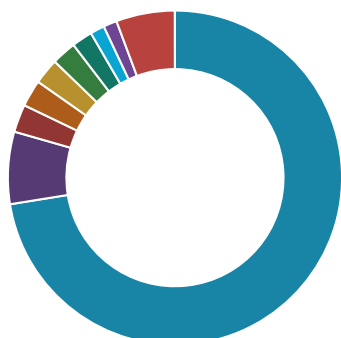
Kieran Doyle, CFA, Vice President and portfolio manager, is a member of BlackRock's Institutional Index Equity team. Mr. Doyle's service with the firm dates back to 2004, including his years with Barclays Global Investors (BGI), which merged with BlackRock in 2009. At BGI, he was a portfolio manager in the Institutional Index Equity team. Prior to joining BGI, he was with KPMG. Mr. Doyle earned a master's degree in economics and finance from Bristol University in 2000.

## Sector breakdown as at 30 Sep 2024



|                        |               |
|------------------------|---------------|
| Information Technology | 26.9%         |
| Financials             | 16.5%         |
| Health Care            | 12.1%         |
| Consumer Discretionary | 10.8%         |
| Industrials            | 9.9%          |
| Communication          | 8.0%          |
| Consumer Staples       | 5.8%          |
| Materials              | 3.3%          |
| Real Estate            | 2.6%          |
| Other                  | 4.2%          |
| <b>Total</b>           | <b>100.1%</b> |

## Geographic breakdown as at 30 Sep 2024



|                            |               |
|----------------------------|---------------|
| United States              | 72.6%         |
| Japan                      | 7.0%          |
| France                     | 2.7%          |
| Canada                     | 2.6%          |
| Switzerland                | 2.5%          |
| Germany                    | 2.4%          |
| Australia                  | 2.0%          |
| Korea (South), Republic of | 1.4%          |
| Netherlands                | 1.3%          |
| Other                      | 5.7%          |
| <b>Total</b>               | <b>100.2%</b> |

## Top 10 Holdings as at 30 Sep 2024

|                            |              |
|----------------------------|--------------|
| APPLE INC                  | 5.2%         |
| MICROSOFT CORP             | 4.9%         |
| NVIDIA CORP                | 4.3%         |
| AMAZON COM INC             | 2.6%         |
| META PLATFORMS INC CLASS A | 1.9%         |
| ALPHABET INC CLASS A       | 1.5%         |
| ALPHABET INC CLASS C       | 1.3%         |
| BROADCOM INC               | 1.2%         |
| TESLA INC                  | 1.1%         |
| ELI LILLY                  | 1.1%         |
| <b>Total</b>               | <b>25.1%</b> |

Source of fund breakdown and holdings: Fund mgmt group

# Aegon BlackRock ACS World (ex-UK) Equity Index (BLK)

---

Differences in performance reporting between fund and benchmark may arise due to the impact of timing, charges, cashflows, and the pricing basis of the underlying fund. Fund returns are calculated on a total return basis with dividends reinvested.

The value of your plan depends directly on a number of things, including the level of your pensions savings, charges, investment returns and the annuity rates available to buy your pension income when you decide to take your benefits. Levels and basis of, and reliefs from, taxation can also change. Any money that you invest in the plan is tied up until you take your retirement benefits. You cannot normally take the benefits until at least the age of 55.

The value of investments can fluctuate. Fluctuations may be particularly marked in the case of a higher volatility fund and the value of an investment may fall suddenly and substantially. Changes in exchange rates will affect the value of overseas investments. Emerging market investments are often associated with greater investment risk. Two main risks related to fixed income investing are interest rate risk and credit risk. Typically, when interest rates rise, there is a corresponding decline in the market value of bonds. Credit risk refers to the possibility that the issuer of the bond will not be able to repay the principal and make interest payments.

If the name of the Fund includes BlackRock, BlackRock may be abbreviated to BLK on some materials such as Annual Benefit Statements.

Regulatory information - This document has been issued by Scottish Equitable plc. The Fund described in this document is available only to trustees and members of pension schemes registered under Part IV of the Finance Act 2004 via an insurance policy which would be issued either by Scottish Equitable plc, or by another insurer of such business. Aegon is a brand name of Scottish Equitable plc. Scottish Equitable plc, registered office: Edinburgh Park, Edinburgh EH12 9SE. Registered in Scotland (No. SC144517). Authorised by the Prudential Regulation Authority and regulated by the Financial Conduct Authority and the Prudential Regulation Authority. Financial Services Register number 165548. © 2024 Aegon UK plc

Risk Warnings - The information contained herein has been taken from trade and other sources which we deem reliable. We do not represent that such information is accurate or complete and it should not be relied upon as such. Any opinions expressed herein reflect our current judgement and may be subject to change. This document is intended for information purposes only and does not constitute investment advice or a solicitation of an offer to buy a policy or to invest in the Fund described herein. Investment in the policy, or the Fund described in this document may not be suitable for all investors. It is recommended that you obtain independent advice prior to investing. Any objective or target will be treated as a target only and should not be considered as an assurance or guarantee of performance of the Fund or any part of it. The Fund objectives and policies include a guide to the main investments to which the Fund is likely to be exposed. The Fund is not necessarily restricted to holding these investments only. Subject to the Fund's objectives, the Fund may hold any investment and utilise any investment techniques, including the use of external insurance funds, securities lending and derivatives, permitted under the FCA's Conduct of Business Sourcebook. © Scottish Equitable plc. All rights reserved.

Benchmark disclaimer - the fund is/are not in any way sponsored, endorsed, sold or promoted by FTSE International Limited (FTSE) or the London Stock Exchange Group companies (LSEG) (together the Licensor Parties) and none of the Licensor Parties make any claim, prediction, warranty or representation whatsoever, expressly or impliedly, either as to (i) the results to be obtained from the use of the FTSE index (the Index) (upon which the fund is based), (ii) the figure at which the Index is said to stand at any particular time on any particular day or otherwise, or (iii) the suitability of the Index for the purpose to which it is being put in connection with the fund.

None of the Licensor Parties have provided or will provide any financial or investment advice or recommendation in relation to the Index to Scottish Equitable plc. or to its clients. The Index is calculated by FTSE or its agent. None of the Licensor Parties shall be (a) liable (whether in negligence or otherwise) to any person for any error in the Index or (b) under any obligation to advise any person of any error therein.

All rights in the Index vest in FTSE. FTSE is a trade mark of LSEG and is used by FTSE under licence.

Source: Scottish Equitable plc.



Contact Us: [PBOCOMQueries@aegon.co.uk](mailto:PBOCOMQueries@aegon.co.uk).

Aegon is a brand name of Scottish Equitable plc. Scottish Equitable plc, registered office: Edinburgh Park, Edinburgh EH12 9SE. Registered in Scotland (No. SC144517). Authorised by the Prudential Regulation Authority and regulated by the Financial Conduct Authority and the Prudential Regulation Authority. Financial Services Register number 165548. © 2024 Aegon UK plc